



# Fast Buds Seed Germination - Germination Guide for Autoflowering Seeds | Fast Buds

Top tricks for germinating old seeds Soak in supplemented water Scarification Slightly open the seed Paper towel germination method Soaking overnight in a glass of water Using a germination chamber Rockwool cubes and peat pellets Planting directly in medium In conclusion

If you're looking for seeds to grow premium quality cannabis, you've come to the right place because this is exactly what we offer. Look no further since our weed seeds allow you to produce the finest cannabis you can lay your hands on.

☪ EASY-TO-GROW & AWARD-WINNING GENETICS

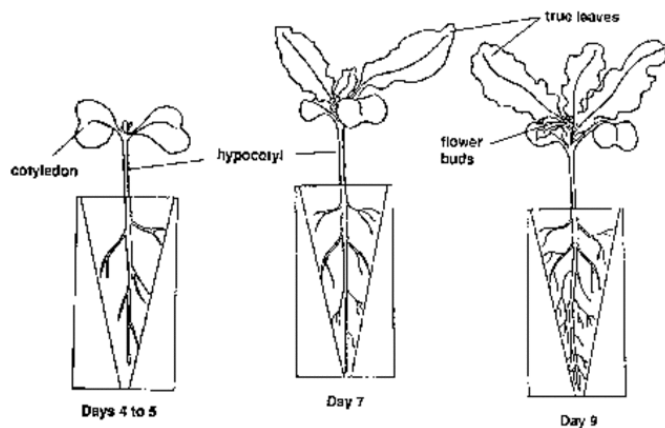
☑ 100% GERMINATION WARRANTY POLICY / IMPECCABLE CUSTOMER SERVICE

☞ TOP OUTDOOR SELECTION

🛒 VISIT OUR STORE: <https://bit.ly/3MZdA2f>

Fast Buds specializes in autoflowering cannabis plants, which are plants that automatically flower 3-4 weeks after germination, without the need for their light schedule to change to 12/ They take 30% less time to grow than traditional cannabis plants making them an excellent option for beginners or growers who want to save

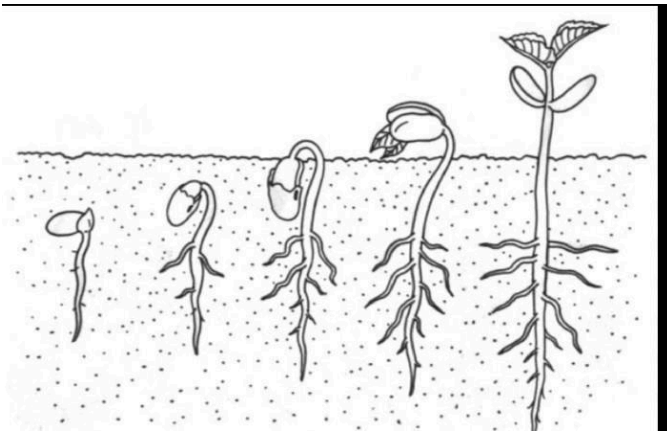
## Basics of Growing Autos in Soil from Seed to Harvest | Fast Buds



A scratch on the seed coating allows water to penetrate the shell and the seed develops a taproot Place the seeds in moist paper towels for 2-3 days until you see long tap The next step is to plant seeds in their final containers and wait for them to push through the Here's a quick video to help you with

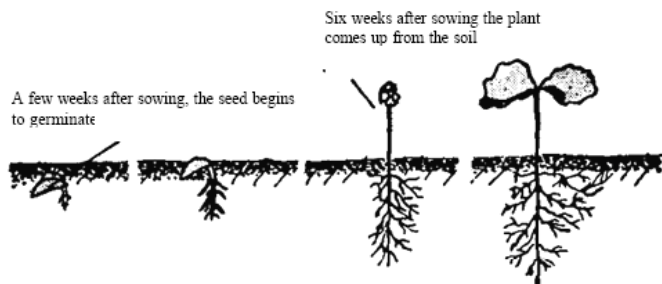
germination:

## How long do Autoflowers take from seed to harvest? | Fast Buds



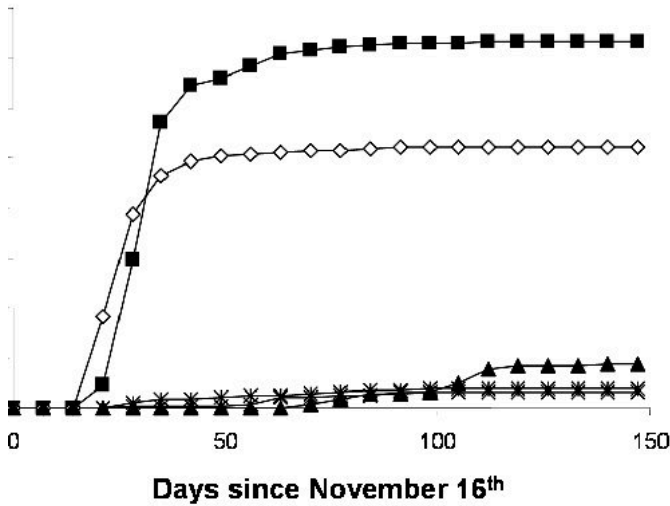
There's no exact answer, but most autos complete their growing cycles in just a matter of 7-11 weeks, that is the autoflower time from seed to The total growing time depends on two factors: Genotype and Autoflowering plants possess a genetic code, or genotype, passed down from both of their

## How To Store Your Cannabis Seeds | Fast Buds



81 - 100% - Seeds will not survive more than 12 hours, and could drown in less than 4  
61 - 80% - Still a high risk of your seeds becoming inactive, with the possibility of them dying in less than 12 hours  
31 - 60% - This is the accepted germination range, although many cultivators prefer a 40 to 60% range

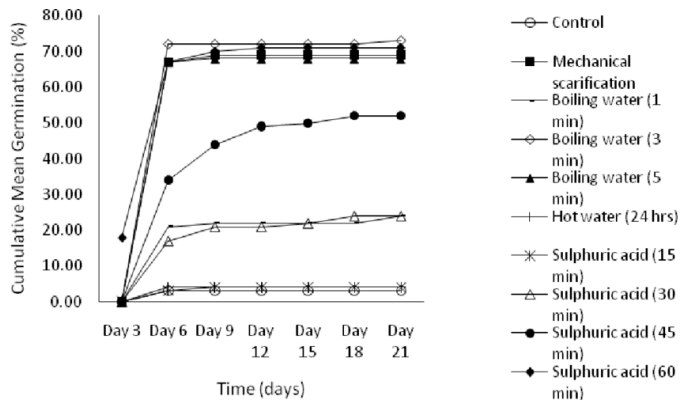
# Germinate Seeds 3X Faster ( & What NOT to Do) - A Piece Of Rainbow



rofusca irrigated, covered      ◇ I. mariae irrigated, covered  
 rofusca irrigated, uncovered    \* I. mariae irrigated, uncovered  
 rofusca not irrigated, covered

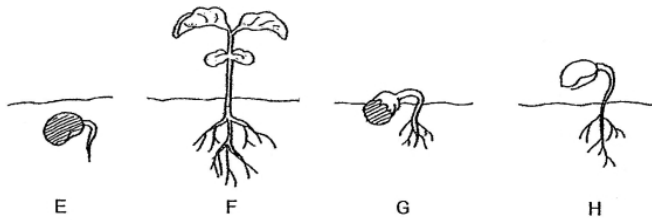
The fastest germinating seeds include everything in the cabbage family - bok choy, broccoli, kale, cauliflower etc, and The slowest seeds to germinate are pepper, eggplant, fennel, celery, which may take 5+ The rest such as tomato, beets, chard, squash, onions, will take about 3

## 20 FASTEST Flowering Strains to Grow from Seed



THE FASTEST autoflowering strain that Mephisto Genetics has ever grown, Sour Crack Auto finishes in only 7 weeks from seed (germination) Sour Crack Auto is made from Green Crack Auto and 24 Carat The short plants stay 20 to 28 inches tall, forming rock-hard, resinous buds in quick

# Growing Cannabis As Fast As Possible: What You Need To Know



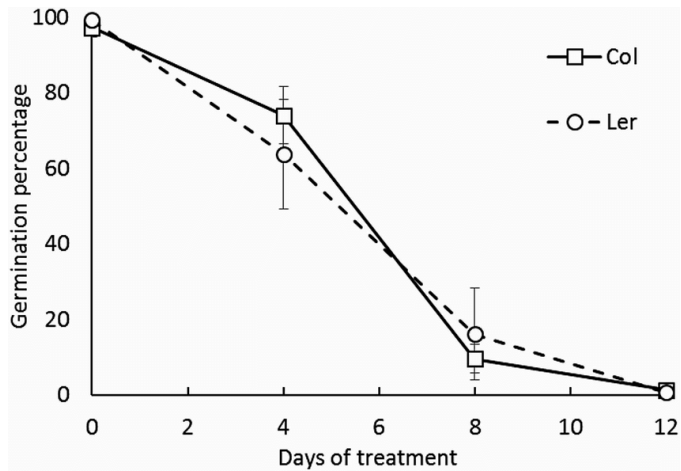
You can force photoperiod strains to mature almost as fast as autoflowering cannabis by putting them in 12 hours of darkness every day from the time they It works, but your plants will not get nearly as big or yield as much as if you had allowed them to veg for the normal 4-6

## 9 Mistakes To Avoid When Growing Autoflowering Cannabis | Fast Buds



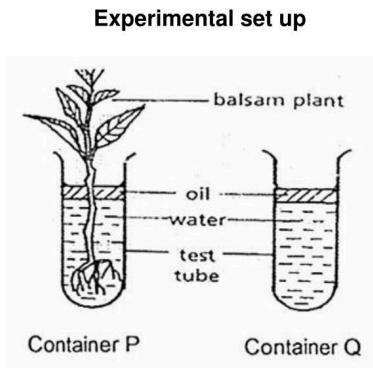
To get better results, soak the seeds in plain water for at least 24 hours and wrap them in moist paper towels for a day or Use a ziplock bag to store the By soaking your seeds up to 48hrs and then keeping them in a moist paper towel you guarantee successful

# Fattening Up Your Buds For Your Best Harvest Yet | Fast Buds



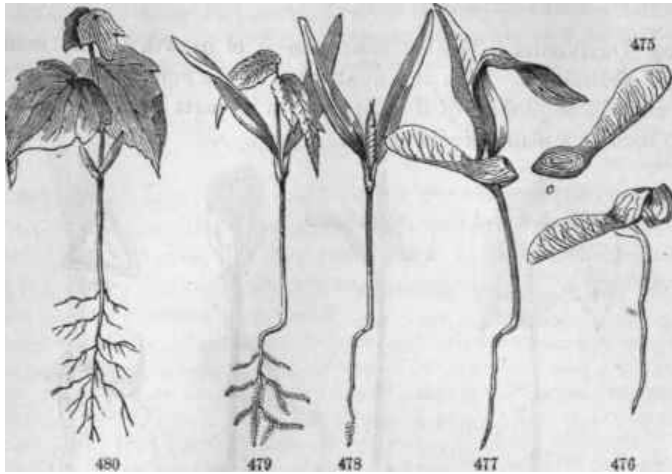
How to get dense and chunky buds every time! Contents: Light intensity Light spectrum Temperature, humidity and airflow Optimal airflow ensures the best bud density Nutrients Macronutrients Micronutrients Ph level Synthetic nutrients Organic nutrients

## How To Germinate Cannabis Seeds: Beginner's Guide Step-by-Step



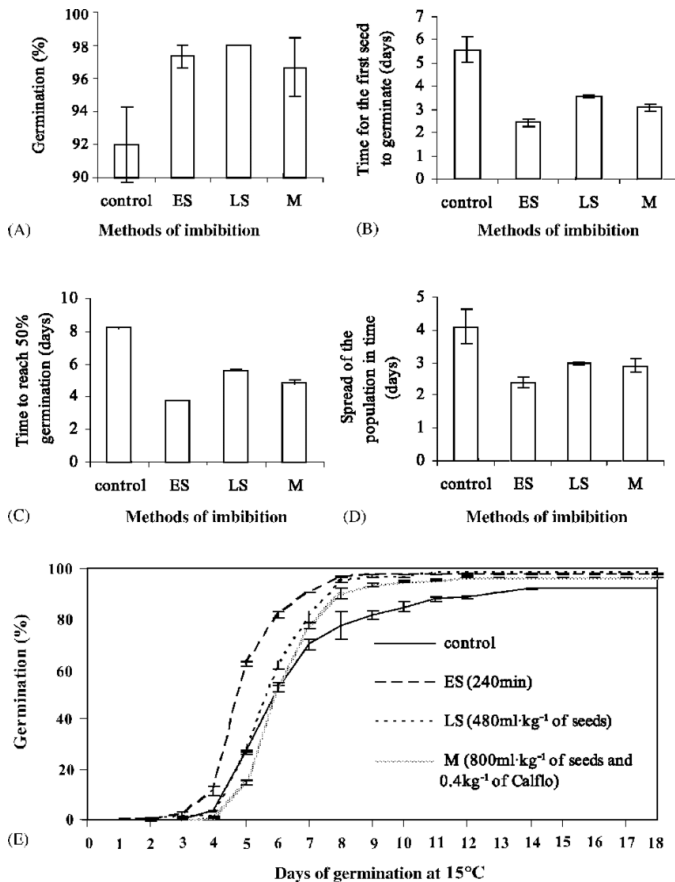
Germination takes from 3 to 10 days, depending on environmental conditions and the It is important to never use the soil from your garden to start your It may contain pests or mold that will harm your Step 1: Prepare your soil Prepare your pots with new

# Are Autoflowers Easy to Grow? | Fast Buds



Once the seeds germinate, they take about 1-2 weeks to adjust well in the seedling. But, you will notice an explosive growth in the third. They take only 1-4 weeks to enter the flowering phase, making them faster than photoperiod. After they enter the flowering phase, they take another 6 weeks to finish the

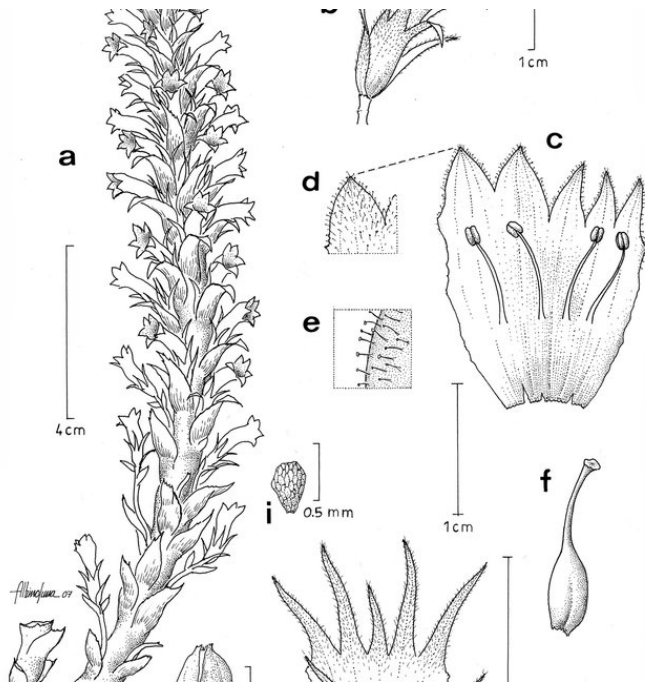
## Types of Cannabis - The Different Kinds Of Weed | Fast Buds



Hands down the most popular way to use marijuana, dry flowers ( buds) are the staple at any. After you

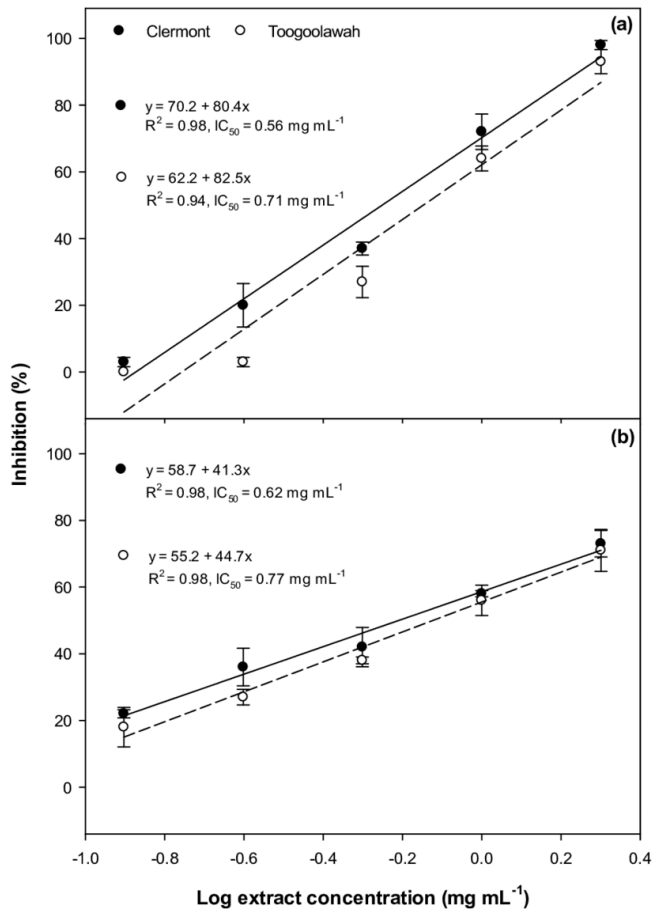
have ground them, you can roll some into a marijuana cigarette ( joint) or put it in the bowl of a pipe, bong, or hookah (chillum) Some smokers, especially in Europe, mix ground-up weed with tobacco and roll a 'spliff' or take

## germinate marijuana seeds fastCOM



Seeds germinate best in high temperature with relative Your target heat should be somewhere between 24°C and 6°C with 70% Less than this will slow down your germination process and affect the success Planting your seed properly Upon closer inspection of a seed, you'll notice its oval

# The Vault & Fast Buds: The Fastest Way to Quality Weed



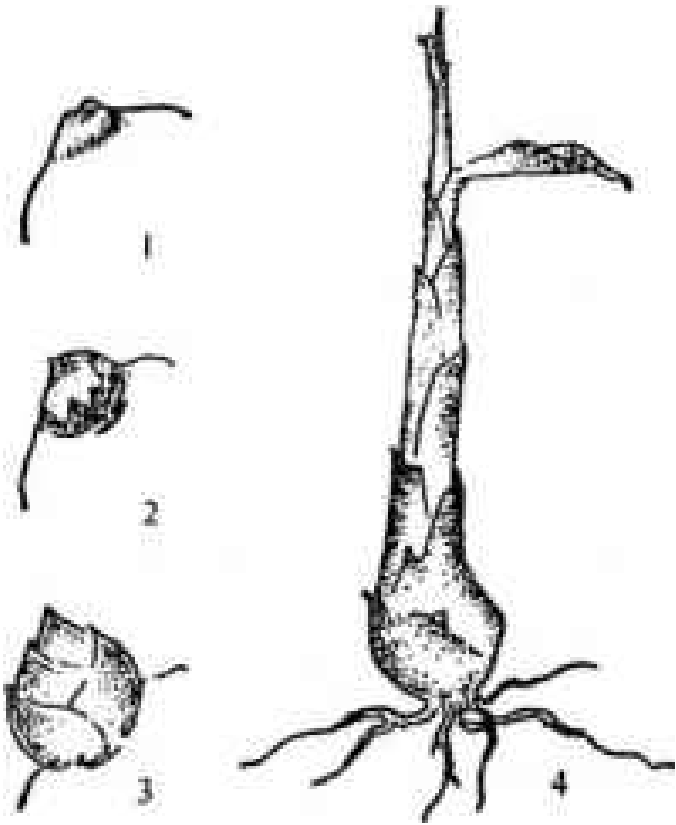
When Fast Buds moved to Spain in 2013, they took all those celebrity genetics with In 2015, the firm released its own Girl Scout In 2015, Fast Buds made a big breakthrough by offering feminised, autoflowering strains in seed This accomplishment led the team to offer auto seeds of another American classic, Gorilla Glue, in

## best way to germinate weed seeds fastCOM

It's ideal to keep the germination medium at about 26 to 28 degrees The humidity should be maintained at 70% relative If you go any lower, there will be less successful Higher values will result in fungal or rot Avoid Planting The Seeds Incorrectly Cannabis seeds are usually oval in

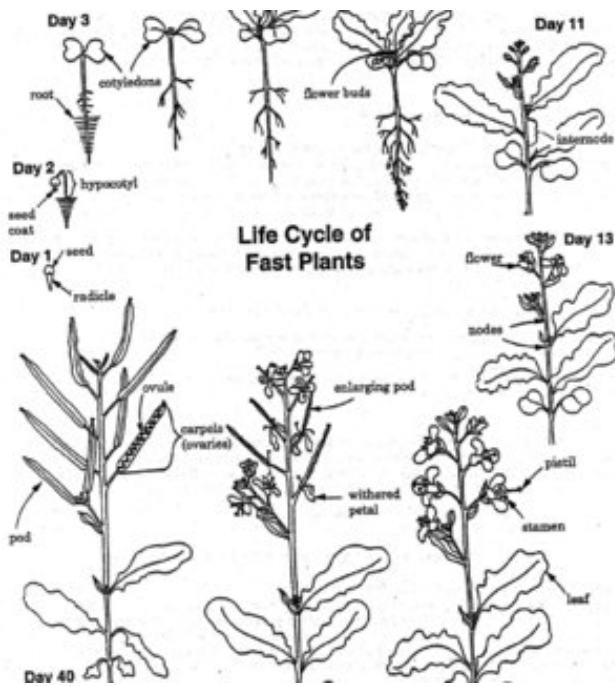


## how to germinate weed seeds fastORG



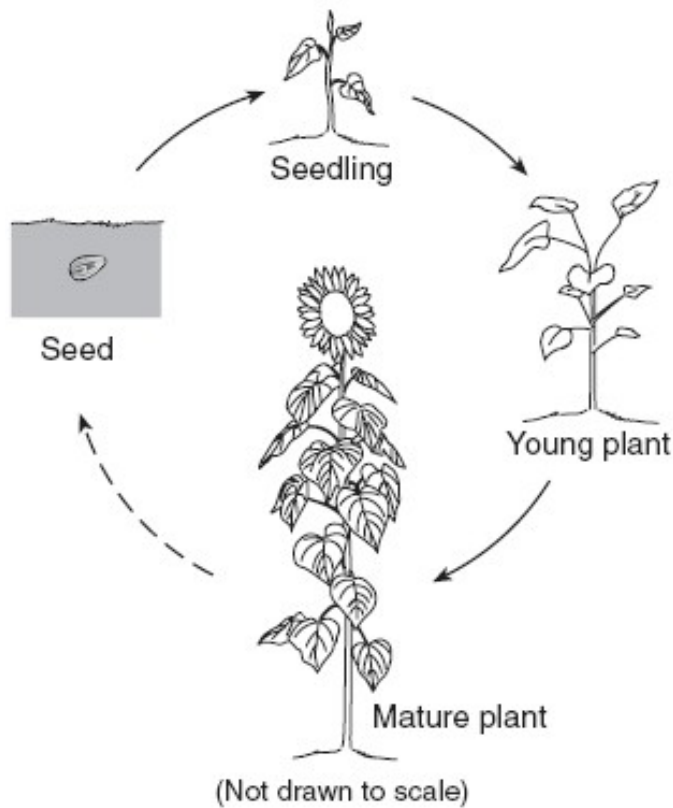
) Germination Add another plate on top to keep the paper towels from drying Make sure now paper towel is sticking out the Some seeds germinate very rapidly while others can take a while, but generally, seeds should germinate in 3-10 If it's been two weeks and a seed hasn't sprouted, it's probably a dud and won't

### 3 Easy Ways to Germinate Fast Growing Weed Seeds - Asap Mix



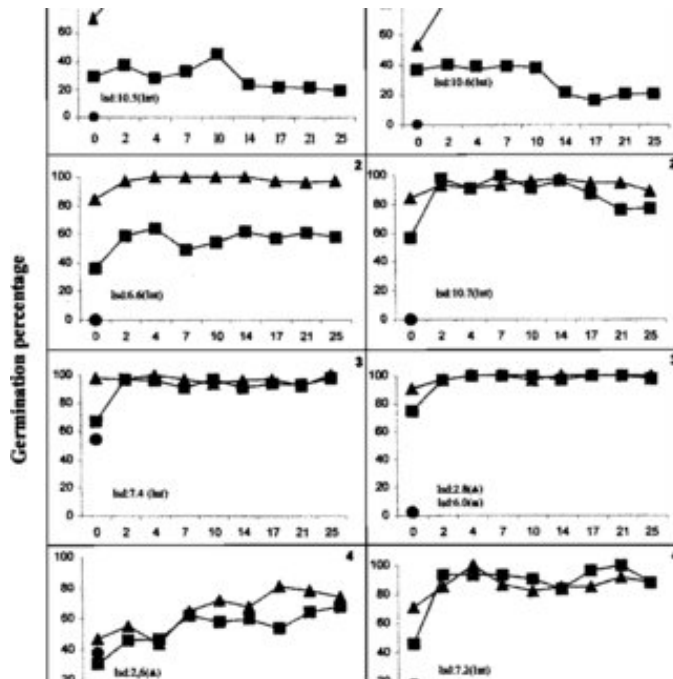
Once the seeds have germinated, you should check them every six to twelve hours or every 48 to 72. The water germination method is simple and convenient for the beginner. Use a 22-degree Celsius or 71-degree-Fahrenheit water. After four to five days, you should notice tiny white tips on the

# 10 Best Seed Banks 2022: Top Cannabis Seed Banks That Ship to USA



All strain genetics are tailored for fast growth and have an impressive 98% germination. If a seed doesn't germinate, Fast Buds will send you free cannabis seeds as a

# Autoflower Seed Germination Guide - Autoflowering Cannabis Blog



For this autoflower seed germination guide, I chose to document one of my micro grows with a yogurt container as a pot, but the principles are all the same for any grow and the basic germination methods stay the same! The seeds I used were Sweet Seeds - Fast Bud #2, the soil was a basic potting soil with balanced N-P-K and I used tap

[Previous Page](#) - [Next Page](#)