



# Germinating Cannabis Seeds With Hydrogen Peroxide - water and hydrogen peroxide for germinating cannabis seeds

First make a mix in the ratio of 1/3 3% hydrogen peroxide to 2/3 distilled It's important to use only distilled water - some of the common chemicals in tap water can stunt, warp or kill your plant even well past seedling stage when you've already spent weeks tending

=====

If you're looking for seeds to grow premium quality cannabis, you've come to the right place because this is exactly what we offer. Look no further since our weed seeds allow you to produce the finest cannabis you can lay your hands on.

☞ EASY-TO-GROW & AWARD-WINNING GENETICS

☞ 100% GERMINATION WARRANTY POLICY / IMPECCABLE CUSTOMER SERVICE

☞ TOP OUTDOOR SELECTION

☞ CLICK HERE TO SHOP ONLINE: <https://bit.ly/3mRmh43>

=====

Hydrogen peroxide can help seeds germinate faster, by softening the coat of seeds and killing any pathogen present on the seed This increases the germination rate and helps the seed germinate Dip the seeds in a 3% hydrogen peroxide for half an Take them out after 30 minutes and rinse them with water several

	Treatment time (min)		
	10	20	30
0.3	ab	0 a	0 a
1.3	a-c	1.3 a-c	2.5 c
0.5	ab	1.0 a-c	0.8 a-c
1.0	a-c	1.0 a-c	1.3 a-c
1.5	a-c	2.0 bc	1.3 a-c
0.9	a	1.1 a	1.2 a
0	a	0 a	0 a
0.3	ab	4.3 c-f	2.5 cd
1.0	a-c	2.3 b-d	2.3 b-d
8.5	e-g	5.8 d-f	5.8 d-f
24.3	i	31.0 i	11.3 gh
6.8	ab	8.7 c	4.4 a

## germinating weed seeds with hydrogen peroxide - Nationwide Cannabis Funding

Stratification period (d)		30	60	90	90	
Seed type <sup>z</sup>			Dry		Fresh	Avg.
Germination temp	22/22 °C <sup>y</sup>	4.5 <sup>x</sup>	4.2	3.7	4.1	4.1
	27/22 °C	4.3	3.3	3.2	3.6	3.6
	32/22 °C	4.5	3.7	3.4	3.8	3.9
	37/22 °C	3.6	3.2	3.1	3.7	3.4
	Avg.	4.2	3.6	3.3	3.8	
Significance	df					
Stratification period (SP)	3	***				
Germination temperature (GT)	3	***				
Seed type	1	***				
SP × GT	9	NS				

<sup>z</sup>Dry seed was dried for several days before processing; fresh seed was never allowed to dry.

<sup>y</sup>Temp 1/temp 2. Seeds were placed in light at temperature 1 for 8 h and in darkness at temperature 2 for 16 h.

<sup>x</sup>Average week of seedling emergence.

ns, \*\*\*Nonsignificant or significant at  $P \leq 0.001$ , respectively.

The seed germination process is the foundation of every marijuana plant, and steps can be taken to boost successful For example, some cultivators improve germination attempts by soaking seeds in 1% hydrogen peroxide or a compost tea for 12 hours beforehand to kill any dangerous

# Germinate Cannabis Seeds: Step by Step Guide - a Pot for Pot

Treatment time (min)			
10	20	30	60
83.3 a-c**	84.0 c	82.3 a-c	82.0 a-c
84.0 bc	84.8 c	82.0 a-c	79.0 a-c
77.0 ab	78.3 a-c	81.3 a-c	76.3 a
82.5 a-c	79.8 a-c	79.5 a-c	76.3 a
80.5 a-c	80.0 a-c	79.0 a-c	79.3 a-c
81.5 b	81.4 b	80.8 ab	78.6 a
95.5 ab	94.0 ab	96.3 b	93.0 ab
93.5 ab	92.0 a	96.0 ab	95.3 ab
93.0 ab	94.3 ab	93.3 ab	92.3 a
92.8 ab	92.3 a	93.5 ab	94.8 ab
92.5 a	92.8 ab	94.5 ab	91.8 a
93.5 ab	93.1 a	94.7 b	93.4 ab

tilled water; H<sub>2</sub>O<sub>2</sub> 3%, H<sub>2</sub>O<sub>2</sub> 6%, H<sub>2</sub>O<sub>2</sub> 9%, H<sub>2</sub>O<sub>2</sub> 12% – seed  
 tions, respectively  
 ame letters, for each sample separately, are not significantl  
 α = 0.05)

Hydrogen peroxide provides oxygen to the soil and reduces the chances of fungus spores To effectively prevent damping off, combine 1 of hydrogen peroxide with 2 cups of Use this solution to water the Or you can soak the seed in 1% hydrogen peroxide before Related: Where do Cannabis Buds Grow?

## How To Germinate Old Cannabis Seeds - Plant Growth

Treatment time (min)		
10	20	30
48.3 c-e	57.8 ef	57.0 ef
47.8 c-e	50.3 c-e	51.8 c-f
43.3 bc	42.8 bc	45.0 cd
47.8 c-e	46.8 c-e	42.3 a-c
52.3 c-f	48.0 c-e	46.3 c-e
47.9 a	49.1 a	48.5 a
82.3 e-h	60.0 b	68.3 b-d
75.0 c-h	75.5 c-h	77.8 c-h
78.0 c-h	82.3 f-h	87.0 h
67.5 b-d	70.5 b-e	73.0 b-g
60.0 b	42.5 a	66.3 bc
72.6 b	66.2 a	74.5 b

To use a mixture of hydrogen peroxide for the germination process, use 1 to 2 drops of 99% hydrogen

peroxide in a glass of After soaking for 24 hours, the outer shell is softened enough to germinate the In addition to chemical and mechanical scarification, we can use other DIY methods to loosen

## How To Germinate Cannabis Seeds - MOSCA SEEDS

	Plant height (cm)	No. of branches/plant	No. of pods/plant	No. of seeds/plant	Weight of 100 seeds	Total yield/feddan	Protein (%)
Season 2010-2011							
<i>Trichoderma viride</i>	110.3 cd	3.2 cd	16.4 bc	41.5 cd	80.9 a	1551.4 bcd	28.3 abc
<i>Bacillus megaterium</i>	104.0 de	3.0 d	14.5 d	37.5 ef	81.2 a	1453.0 de	27.9 bc
Salicylic acid (SA)	98.5 e	3.3 cd	15.0 cd	36.4 f	81.6 a	1531.5 cd	27.7 bc
Hydrogen peroxide (H <sub>2</sub> O <sub>2</sub> )	89.2 f	2.9 d	13.6 de	34.8 f	79.9 a	1393.3 e	26.8 c
SA + <i>T. viride</i>	126.0 a	4.1 a	19.3 a	47.3 a	83.9 a	1851.0 a	30.8 a
SA + <i>B. megaterium</i>	119.6 b	3.9 ab	17.4 b	43.2 bc	82.5 a	1633.0 bc	29.7 ab
H <sub>2</sub> O <sub>2</sub> + <i>T. viride</i>	115.3 bc	3.9 ab	17.3 b	44.9 ab	82.9 a	1662.5 b	28.1 abc
H <sub>2</sub> O <sub>2</sub> + <i>B. megaterium</i>	109.5 cd	3.6 bc	16.5 b	39.2 de	82.1 a	1547.0 bcd	28.0 bc
Control	70.3 g	2.3 e	12.5 e	26.9 g	72.4 b	1060.0 f	26.1 c
Season 2011-2012							
<i>Trichoderma viride</i>	117.2 cd	3.2 c	17.0 bc	43.2 cd	82.1 a	1644.5 cd	28.6 bc
<i>Bacillus megaterium</i>	111.5 de	3.2 c	15.3 cd	38.7 cf	83.6 a	1537.2 de	27.4 cd
Salicylic acid (SA)	103.5 f	3.4 c	17.3 bc	41.3 de	84.4 a	1604.0 d	28.3 bc
Hydrogen peroxide (H <sub>2</sub> O <sub>2</sub> )	89.3 g	2.8 d	15.8 c	36.5 f	82.6 a	1475.8 e	27.4 cd
SA + <i>T. viride</i>	132.4 a	4.2 a	20.9 a	53.2 a	85.8 a	1986.0 a	31.0 a
SA + <i>B. megaterium</i>	126.3 b	3.9 ab	18.8 ab	47.3 b	84.8 a	1758.7 b	30.1 ab
H <sub>2</sub> O <sub>2</sub> + <i>T. viride</i>	118.5 c	4.1 ab	18.6 b	46.2 bc	84.2 a	1729.0 bc	28.7 abc
H <sub>2</sub> O <sub>2</sub> + <i>B. megaterium</i>	110.4 e	3.8 b	17.3 bc	39.9 def	84.8 a	1552.5 de	27.8 bc
Control	73.5 h	2.4 e	13.5 d	32.1 g	75.6 b	1202.8 f	25.2 d

1) Use distilled water - Use a small, 8 cup of either distilled or reverse osmosis water with 20% Hydrogen Peroxide at room 2) Drop your seeds into the cup - label it and check them every 8 3) Swirl around the water - this encourages the seeds to sink to the

## Germination Tips - AG

## Hydrogen Peroxide to Treat Cannabis - Homegrown Cannabis Co

As a Foliar This preparation is ideal if you're dealing with fungi, bacteria, and cannabis As a general rule of thumb, add one tablespoon of 3% hydrogen peroxide per eight oz (one cup) of distilled Alternatively, you can combine one cup of the chemical with a gallon of

## When to Transplant Seeds from Paper Towel & How to Germinate Them

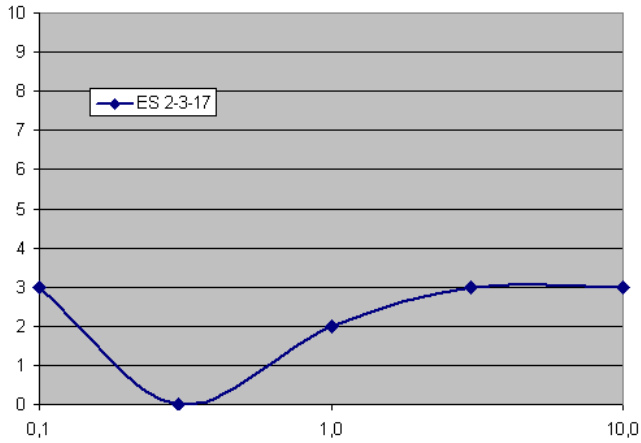
	Treatment time (min)		
	10	20	30
	33.3 d-f	23.0 a-c	21.0 ab
	30.8 b-f	30.0 b-f	25.8 a-d
	38.8 f	37.0 ef	26.8 a-e
	31.3 c-f	33.3 d-f	30.0 b-f
	25.3 a-d	25.8 a-d	27.3 a-e
	31.9 b	29.8 ab	26.2 a
	9.0 a-c	31.8 f	23.5 d-f
	14.8 a-d	15.0 a-d	12.5 a-d
	13.5 a-d	8.3 ab	4.5 a
	17.0 b-e	16.0 b-e	10.8 a-d
	8.0 a-c	16.0 a-d	12.0 a-d
	12.5 a	17.4 a	12.7 a

You can mix 1 teaspoon of hydrogen peroxide with one cup of 2 teaspoons for 2 cups of You can use just water to wet your paper towels but if you want increased chances of successful germination, I recommend using this mix of water and hydrogen peroxide to wet the Hydrogen peroxide is used because it can accelerate

## Old Cannabis Seeds - A Guide on Rescue and Germination

When seeds have been saved for a year and a half or more, and you want to try growing them again, the first method to try is to soak them in water with a few drops of hydrogen peroxide in it for 24 It's important that the liquid is at a specific temperature: 22 degrees

## 4 methods to germinate marijuana seeds easily - Mota Radio



1- Glass with water This method is very simple, what you will have to do is fill a glass with warm distilled water and hydrogen Some people recommend adding between 2 and 3 ml of hydrogen peroxide per liter of water, always without Introduce the seeds in the glass, and take them to a warm place away from direct

## Marijuana seeds hydrogen peroxideCOM

With stale seeds, first I soak them in a5% hydrogen peroxide (H2O2) solution for 3-4 The recipe is 1 part drugstore 3% H2O2 to 5 parts This sterilizes their Then they soak in mycos and liquid kelp solution for about 6 Then they are placed in the

## Tips for Germinating Your Old Cannabis Seeds

Treatment time (min)		
10	20	30
33.3 d-f	23.0 a-c	21.0 ab
30.8 b-f	30.0 b-f	25.8 a-d
38.8 f	37.0 ef	26.8 a-e
31.3 c-f	33.3 d-f	30.0 b-f
25.3 a-d	25.8 a-d	27.3 a-e
31.9 b	29.8 ab	26.2 a
9.0 a-c	31.8 f	23.5 d-f
14.8 a-d	15.0 a-d	12.5 a-d
13.5 a-d	8.3 ab	4.5 a
17.0 b-e	16.0 b-e	10.8 a-d
8.0 a-c	16.0 a-d	12.0 a-d
12.5 a	17.4 a	12.7 a

hydrogen peroxide, or gibberellic For top results, use room temperature rainwater and soak your seeds for 12 to 18 hours in a dark Nick you cannabis seeds to increase germination (Scarified seeds) Put a small cut(nick) in the seeds with the edge of a pair of nail

## How to Germinate Marijuana Seeds

Treatment time (min)		
10	20	30
0.3 ab	0 a	0 a
1.3 a-c	1.3 a-c	2.5 c
0.5 ab	1.0 a-c	0.8 a-c
1.0 a-c	1.0 a-c	1.3 a-c
1.5 a-c	2.0 bc	1.3 a-c
0.9 a	1.1 a	1.2 a
0 a	0 a	0 a
0.3 ab	4.3 c-f	2.5 cd
1.0 a-c	2.3 b-d	2.3 b-d
8.5 e-g	5.8 d-f	5.8 d-f
24.3 i	31.0 i	11.3 gh
6.8 ab	8.7 c	4.4 a

Once balanced, add water to your cup or mug until its about an inch tall in Then add two drops of

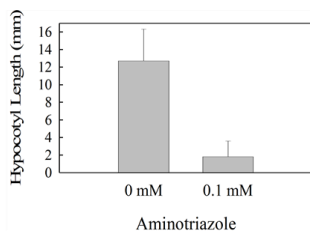
hydrogen Hydrogen peroxide will kill any microorganisms, fungus or bacteria that may infect your seeds and it will add oxygen to your Now just add your Most likely they'll float and it's good if they

## How to Germinate Marijuana Seeds by the Experts!

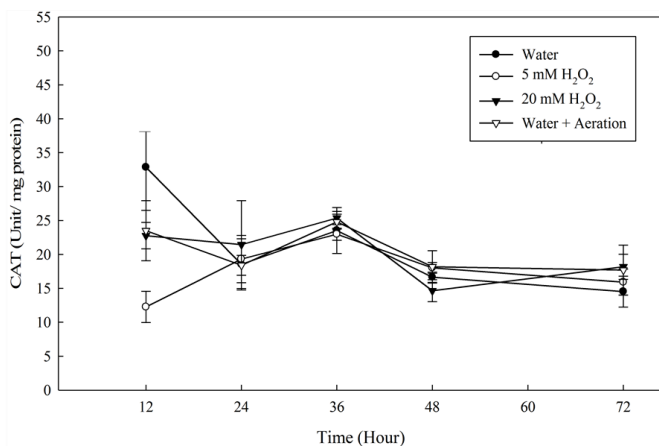
NaCl (mM)	Treatment	C16:0	C18:0	C18:1	C18:2	C18:3
0	C	35.97 <sup>a</sup>	9.72 <sup>ab</sup>	8.22 <sup>b</sup>	38.25 <sup>d</sup>	7.83 <sup>d</sup>
	SA	31.75 <sup>b</sup>	6.51 <sup>c</sup>	6.95 <sup>bc</sup>	43.29 <sup>b</sup>	11.49 <sup>c</sup>
	H <sub>2</sub> O <sub>2</sub>	34.59 <sup>a</sup>	9.16 <sup>b</sup>	5.66 <sup>cd</sup>	39.03 <sup>d</sup>	11.55 <sup>c</sup>
75	C	28.29 <sup>c</sup>	8.33 <sup>b</sup>	6.72 <sup>c</sup>	47.84 <sup>a</sup>	8.83 <sup>d</sup>
	SA	28.27 <sup>c</sup>	6.32 <sup>c</sup>	4.77 <sup>dc</sup>	47.61 <sup>a</sup>	13.03 <sup>b</sup>
	H <sub>2</sub> O <sub>2</sub>	29.31 <sup>c</sup>	11.37 <sup>a</sup>	3.98 <sup>ef</sup>	39.58 <sup>cd</sup>	15.76 <sup>a</sup>
150	C	31.68 <sup>b</sup>	8.76 <sup>b</sup>	6.75 <sup>c</sup>	44.58 <sup>b</sup>	8.23 <sup>d</sup>
	SA	27.42 <sup>cd</sup>	9.46 <sup>b</sup>	3.21 <sup>f</sup>	48.59 <sup>a</sup>	11.32 <sup>c</sup>
	H <sub>2</sub> O <sub>2</sub>	25.29 <sup>d</sup>	9.84 <sup>ab</sup>	16.27 <sup>a</sup>	42.21 <sup>bc</sup>	6.39 <sup>e</sup>

You can also improve your germination attempts (and possibly speed up the process) by soaking your seeds in 1% hydrogen peroxide or a compost tea solution for 12 hours before using This process will kill any infectious 3 Simple Ways to Germinate Your Seeds

## germinating weed seeds paper towel with peroxide



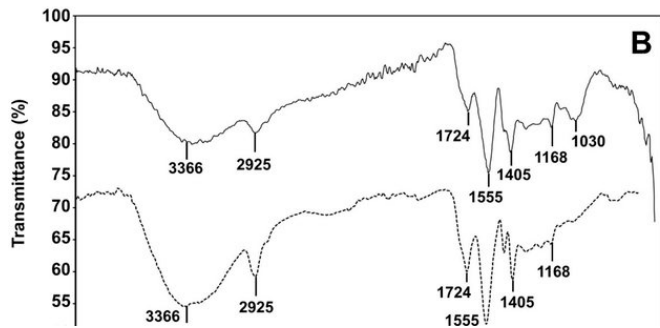
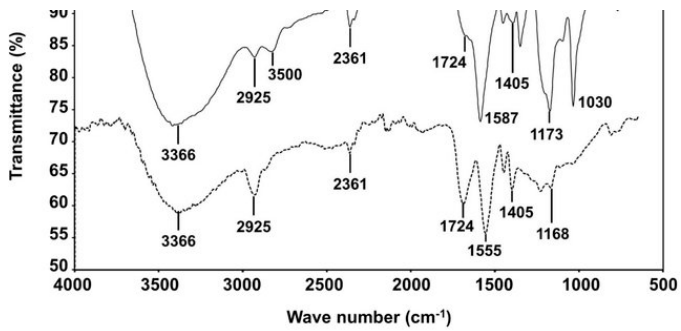
## best way to germinate old marijuana seeds - Legit Weed Supply



An alternate way to help break down the shell is to soak the seeds in a 3 percent solution of hydrogen peroxide for about 10-20 This actually should dissolve the shell, making it an excellent solution if you want to get started Best way to germinate old marijuana The seeds are made up of a hard outer shell and

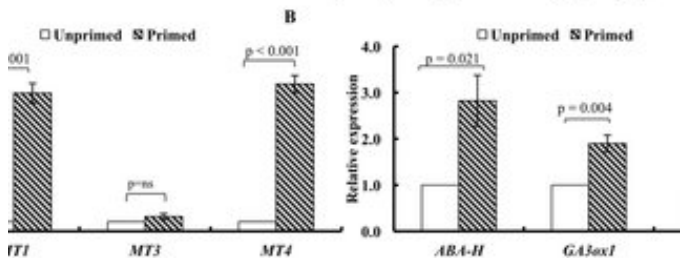
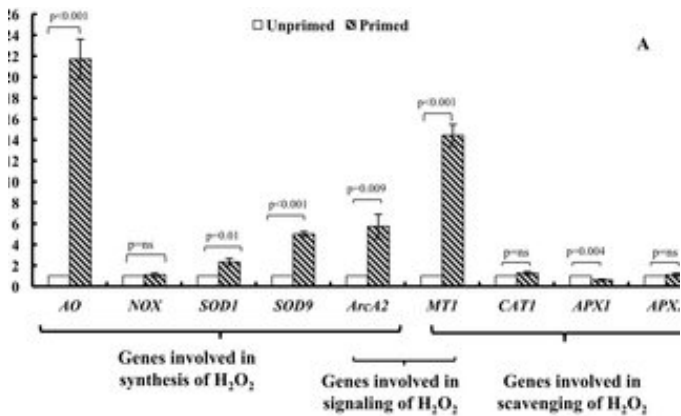


# Autoflower Seed Germination Guide - Autoflowering Cannabis Blog



Put the lid on the container and put it in a dark environment where the ideal temperature should be around 27 degrees. Let those seeds germinate for two to three days depending on the strain and quality of the You need to check your humidity dome twice a day as it can quickly dry out and kill those

## pre soaking marijuana seeds in peroxideNET



Note that the temperature of the water should be around 23 degrees for optimal results to allow the cannabis seeds to Hydrogen peroxide or You can soak your marijuana seeds in hydrogen peroxide to fasten Unlike bleach or other chemicals, hydrogen peroxide eliminates bacteria without causing damage to the

[Previous Page](#) - [Next Page](#)