

Group I received injection Nandrolone decanoate (anabolic steroid) intra-muscularly and the control animals of Group II received equal volumes of the vehicle only. . Anabolic steroids, especially oxandrolone, have been successfully used in the trauma and the burn patient population to decrease the lean mass loss in the acute phase of the .



?? ?? VISIT OUR ONLINE STORE ?? ??

## Steroid Injection Information



What are cortisone shots (steroid injections)? A cortisone shot is an injection of medicine that relieves pain and reduces inflammation (swelling). Healthcare providers also call them steroid injections or steroid shots. These are the same treatment — a dose of a corticosteroid injected into your body.

## Post injection pain : Causes and when to worry. - Anabolic Steroid Forums



Mechanism of Action and Effects of Anabolic Androgenic Steroids on Musculoskeletal Tissues. The physiologic effects of testosterone and AASs in the musculoskeletal system have been reviewed elsewhere and will not be discussed in detail. 16,44-46 Briefly, AASs are synthetic testosterone derivatives that were developed with the goals of increased androgenic potency, prolonged biologic activity .

## Steroid Injections: Purpose, Benefits, and Side Effects - WebMD

Side-effects of steroid injection therapy	
<b>Systemic side-effects</b> <ul style="list-style-type: none"><li>■ Facial flushing</li><li>■ Menstrual irregularity</li><li>■ Impaired diabetic control</li><li>■ Emotional upset</li><li>■ Hypothalamic – pituitary axis suppression</li><li>■ Fall in ESR/CRP</li><li>■ Anaphylaxis</li></ul>	<b>Local side-effects</b> <ul style="list-style-type: none"><li>■ Post injection flare of pain</li><li>■ Skin depigmentation</li><li>■ Subcutaneous atrophy</li><li>■ Bleeding / bruising</li><li>■ Steroid "chalk"</li><li>■ Soft-tissue calcification</li><li>■ Steroid arthropathy</li><li>■ Tendon rupture or atrophy</li><li>■ Joint / soft-tissue infection</li></ul>

Pyomyositis Due to Anabolic Steroid Injection Case Presentation A previously healthy 45-year-old amateur bodybuilder reported progressive right thigh pain and swelling for 3 days. He admitted injecting anabolic steroids into the lateral aspect of his right thigh 1 week prior.

## Safer injecting for steroid users - With You



You need to inject into your outer thigh, half way between your knee and the top of your leg. Delts - injecting into your delts carries more risk because the muscle is smaller. Avoid injecting into other muscles - this increases your risk of problems like nerve damage, which can affect your training.

### Steroid Injection: The Ultimate Guide - Steroid Cycles

Weeks	Stanozolol	Nan D	Clomid
1	20mg/day	200mg/week	
2	30mg/day	200mg/week	
3	40mg/day	200mg/week	
4	50mg/day	400mg/week	
5	50mg/day	400mg/week	
6	40mg/day	200mg/week	
7	30mg/day		
8	20mg/day		
9			100mg/day
10			50mg/day
11			50mg/day
12			50mg/day
Total	200tabs	8ml	40tabs

Side-effects and risks. Most people have steroid injections without any side effects. They can be a little uncomfortable at the time of injection, but many people feel that this is not as bad as they feared.

Occasionally people notice a flare-up in their joint pain within the first 24 hours after an injection.

## **Before You Try Steroids to Build Muscle, Read This - US News Health**



Health risks Withdrawal Anabolic steroids are used for some medical conditions, but people also use them illegally in some sports settings. Different types include bulking, performance, and.

# Anabolic Androgenic Steroids in Orthopaedic Surgery: Current Concepts .

OPEN Review Article

## Anabolic Androgenic Steroids in Orthopaedic Surgery: Current Concepts and Clinical Applications

Alexander E. Weber, MD   
Matthew C. Gallo, BA  
Ioanna K. Bolia, MD, MS, PhD  
Emmett J. Cleary, BS  
Todd E. Schroeder, PhD  
George F. Rick Hatch III, MD

### ABSTRACT

Despite the well-documented effects of testosterone and its synthetic derivatives—collectively termed anabolic androgenic steroids (AASs)—on the musculoskeletal system, the therapeutic use of these agents has received limited investigation within the field of orthopaedic surgery. In the last 2 decades, preclinical and clinical research has started to identify promising applications of the short-term use of AASs in the perioperative period. There is evidence to suggest that AASs may improve postoperative recovery after anterior cruciate ligament reconstruction and total joint arthroplasty. In addition, AASs may augment the biological healing environment in specific clinical scenarios including muscle injury, fracture repair, and rotator cuff repair. Current literature fails to present strong evidence for or against the use of AASs in orthopaedics, but there is continuous research on this topic. The purpose of this study was to provide a comprehensive overview of the current status of AAS applications in orthopaedic surgery, with an emphasis on preclinical data, clinical studies, and future directions.

From the USC Epstein Family Center for Sports Medicine at Keck Medicine of USC, Los Angeles, CA.

None of the following authors or any immediate family member has received anything of value from or has stock or stock options held in a commercial company or institution related directly or indirectly to the subject of this article: Dr. Weber, Dr. Gallo, Dr. Bolia, Dr. Cleary, Dr. Schroeder, and Dr. Rick Hatch.

JAAOS Glob Res Rev 2022;6:e21.00156

DOI: 10.5435/JAAOSGlobal-D-21-00156

Copyright 2021 The Authors. Published by Wolters Kluwer Health, Inc. on behalf of the American Academy of Orthopaedic Surgeons. This is an open access article distributed under the Creative Commons Attribution License 4.0 (CCBY), which permits unrestricted use, distribution, and reproduction in any medium, provided the original work is properly cited.

**A**nabolic androgenic steroids (AASs) are synthetic testosterone derivatives designed to maximize anabolic activity and minimize androgenic effects.<sup>1</sup> AASs have gained considerable notoriety in the last half century, which is attributable to their illegal use in athletic competition.<sup>2,3</sup> Despite their reputation, AASs have a number of therapeutic applications. The anabolic effects of AASs may play a significant role in the treatment of muscle wasting associated with severe burns and a wide spectrum of chronic diseases such as human immunodeficiency virus, cancer, renal failure, hepatic cirrhosis, pulmonary disease, and muscular dystrophy.<sup>4-10</sup> AASs have also been studied in the context of prolonged immobilization after spinal cord injury, which is characterized by volumetric bone and muscle loss; preclinical studies have shown beneficial effects, and a clinical trial is underway to validate these promising findings.<sup>11-13</sup>

The use of AASs to counteract muscle and bone loss is supported by a growing body of evidence showing a positive effect of AASs on muscle mass, strength, and bone metabolism.<sup>14-17</sup> The applications of AASs related

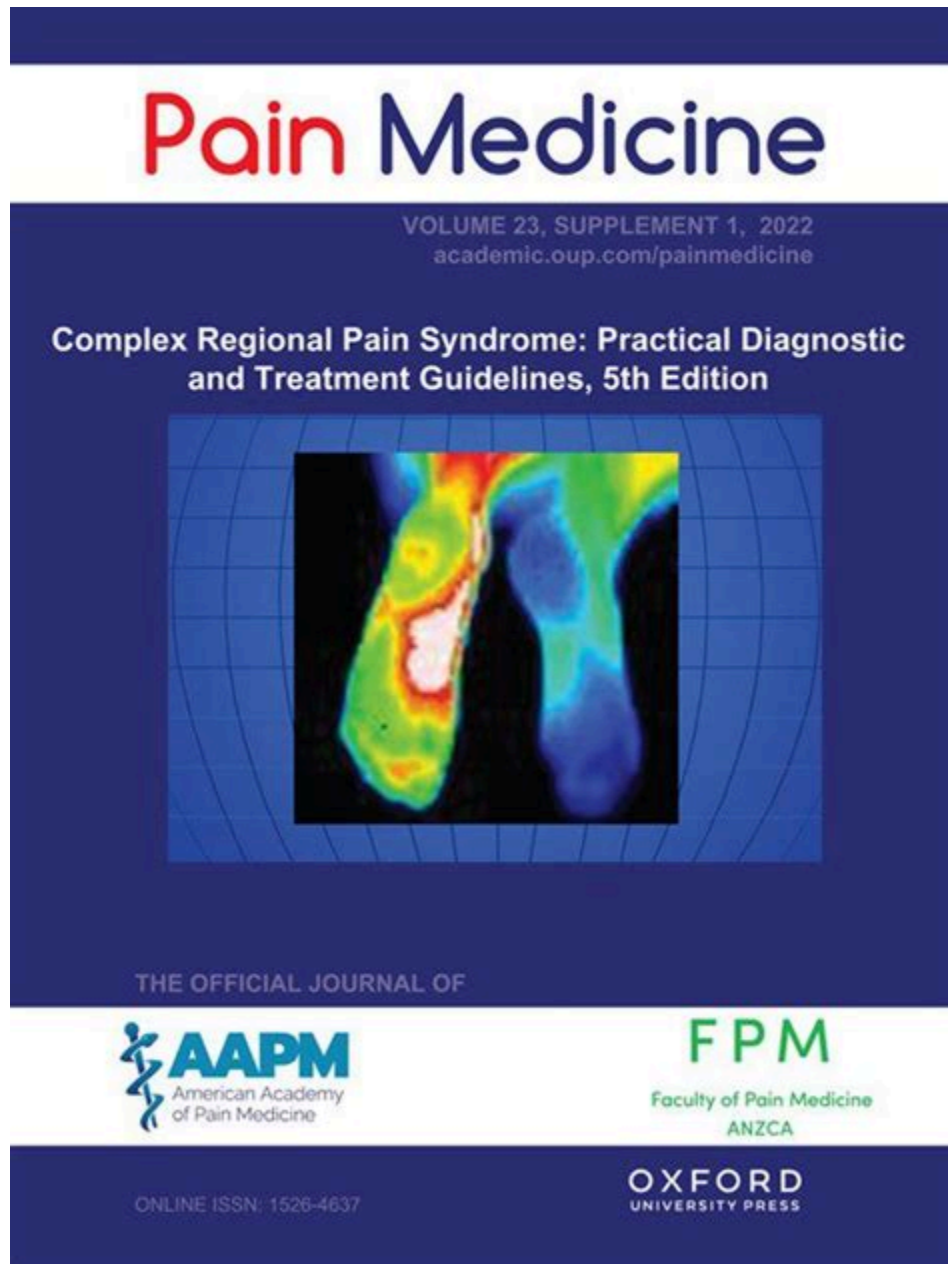
Side effects: myopathic muscles development. carpal tunnel syndrome. insulin resistance. Androstenedione. an androgen produced by the adrenal glands and gonads. acts as a potent anabolic steroid and is converted in the liver directly to testosterone with a resultant increase in levels after administration. DHEA.

## **Steroid injections: What are they for, and how do they work?**



6 How to tell if its an infection or not. Welcome to the series of injection threads by one&nine and MuscleScience In this thread I will try to help everyone know the difference between injection site pain or a possible infection.

## PDF Are steroids useful in the treatment of complex regional pain . - RSDS



#1 Posting this to help newbie people play safe in this game. Time after time I hear of people experiencing injection pain with both UGL and pharma grade gear. I have decided to put together a little guide and although most of it won't be new information to you it doesn't harm to remind our self from time to time.



## Testosterone-Induced Water Retention - How To Combat It



A study looking at various doses of testosterone enanthate in older men revealed nearly half experienced leg edema in the groups provided with supraphysiologic testosterone (300 and 600 milligrams per week of testosterone enanthate). 2 Sodium and potassium are usually maintained in a balanced range through the actions of a multitude of hormones and chemokines that act primarily on the kidneys.

## Anabolic steroids: Types, uses, and risks - Medical News Today



Anabolic steroids, also known as anabolic-androgenic steroids (AAS), are a class of drugs that are structurally related to testosterone, the main male sex hormone, and produce effects by binding to the androgen receptor. Anabolic steroids have a number of medical uses, [1] but are also used by athletes to increase muscle size, strength, and .

## Steroid Injections: Uses, Types, and Side-Effects | Patient



Rarely, they can have side effects such as: Infection. Allergic reactions. Bleeding. Ruptured tendon. Changes in skin color. Fatigue. Mood changes. If you get too many injections in the same area .

### Anabolic steroid - Wikipedia



By: Juice Last updated: Oct 8, 2023 SteroidCycle is intended for informational purposes only and does not take the place of professional medical advice. Injecting steroids for the very first time is a daunting task for just about anyone who has done it. Even the most seasoned pros can probably think back to their first injection.

## Cortisone Shots (Steroid Injections): Benefits & Side Effects

### THE BENEFITS OF CORTISONE INJECTIONS

---

There are many potential benefits of cortisone injections, including:

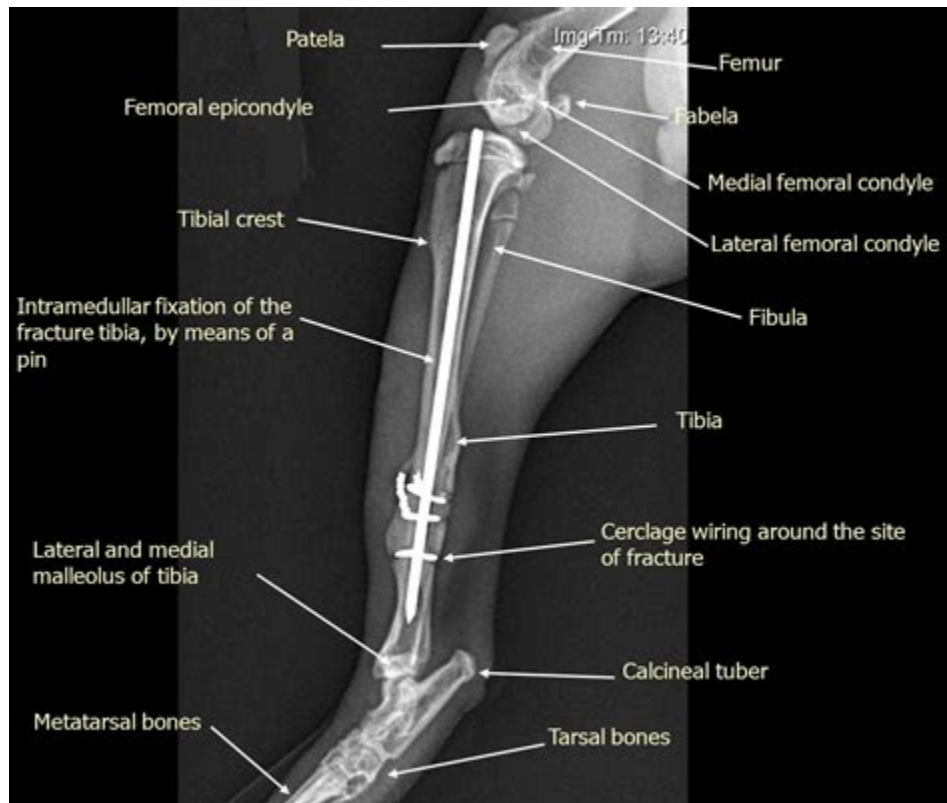
- Treating unmanageable pain
- Improving work and social lives
- Improving joint function
- Limiting the necessity for invasive procedures
- Confirming a diagnosis

**Mufaddal Gombera, MD**  
ORTHOPEDIC SURGERY & SPORTS MEDICINE



Foot problems - eg, plantar fasciitis. A local steroid injection may be given to reduce inflammation and pain in a joint. The main purpose of the steroid injection is to decrease pain and increase movement and use of the affected area.

## Influence of Anabolic Steroid on Tibial Fracture Healing in Rabbits - A .



Injections. Creams or topical gels. Skin patches. Implantable pellets. List of anabolic steroids There are several prescription anabolic steroids, including: Danazol (Danocrine®). Fluoxymesterone (Androxy®, Halotestin®). Mesterolone (Proviron®). Methyltestosterone (Android®, Methitest®, Testred®, Virilon®). Nandrolone Deconoate (Deca-Durabolin®).

### Anabolic Steroids: What They Are, Uses, Side Effects & Risks



Steroids reduce the abnormal firing of damaged or irritated nerves. In addition, steroids are powerful

anti-inflammatory agents and also suppressors of immune function. At least one component of CRPS appears to be an autoimmune disorder: The anti-inflammatory and immunosuppressive properties of steroids appears to be very helpful for acute .

### **Steroids & Stimulants - Knee & Sports - Orthobullets**



People have used appearance and performance-enhancing drugs - such as anabolic steroids, human growth hormone, unregulated dietary supplements or some combination of the substances - to help.

# Pyomyositis Due to Anabolic Steroid Injection - Journal of Emergency .



The Journal of Emergency Medicine, Vol. 44, No. 1, pp. e59-e61, 2013  
Copyright © 2013 Elsevier Inc.  
Printed in the USA. All rights reserved  
0736-46705 - see front matter

doi:10.1016/j.jemermed.2011.06.008

## Visual Diagnosis in Emergency Medicine

### PYOMYOSITIS DUE TO ANABOLIC STEROID INJECTION

Joseph R. Shiber, MD, FAAEM, FACP

University of Florida College of Medicine, Jacksonville, Florida  
Reprint Address: Joseph R. Shiber, MD, FAAEM, FACP, University of Florida School of Medicine, Jacksonville, FL 32206

#### CASE PRESENTATION

A previously healthy 45-year-old amateur bodybuilder reported progressive right thigh pain and swelling for 3 days. He admitted injecting anabolic steroids into the lateral aspect of his right thigh 1 week prior. Although both thighs were quite large, the right was clearly swollen; erythema, warmth, and tenderness were present but

there was no crepitus or fluctuance (Figure 1). Laboratory studies found an elevated white blood cell count of  $19,000/\text{mm}^3$  with 86% neutrophils. A computed tomographic (CT) scan of the right thigh revealed a loculated collection involving the vastus lateralis muscle from just below the lesser trochanter to above the knee (17 cm length by 9 cm transverse by 6.5 cm anterior-posterior), with fluid and inflammatory changes of the rectus femoris and tensor fascia lata and overlying subcutaneous edema

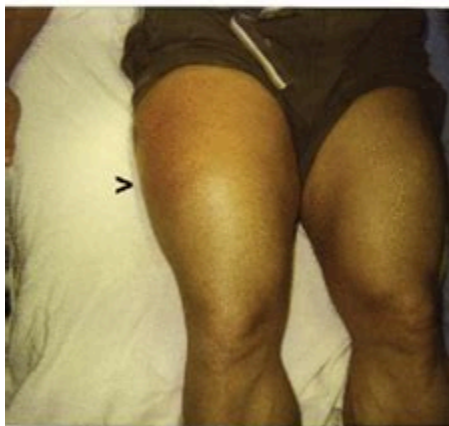


Figure 1. Photograph showing swelling and erythema of lateral right thigh (arrow).

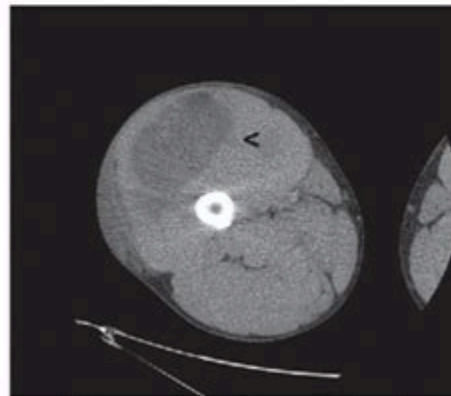


Figure 2. Transverse computed tomographic image showing large fluid collection within the quadriceps (arrow).

RECEIVED: 29 June 2010; FINAL SUBMISSION RECEIVED: 23 March 2011;  
ACCEPTED: 5 June 2011

n69

Steroid injections reduce inflammation, lower immune responses, and help control other functions of the body. These injections are different than anabolic steroids, which are testosterone analogs .

## Steroid Injections | Side-effects, uses, time to work - Versus Arthritis



You know how to inject steroids, you understand the pre and post-injection procedure, but now you need to know the most crucial part; the specific muscles to inject. There are 9 specific muscle groups on the body that can be used for anabolic steroid injections, and within most groups, there are numerous locations.

- <https://telegra.ph/Dj-Bol-Bam-Guitar-02-06>
- [https://groups.google.com/g/47ironpumping35/c/DU\\_3zU0c8-w](https://groups.google.com/g/47ironpumping35/c/DU_3zU0c8-w)
- <https://groups.google.com/g/39lifting92/c/kmANIT5BIiw>