



Here are blood test details: Your provider looks for a vein from which to draw blood. They typically pick a vein on the inside surface of your elbow. They place a tourniquet on your upper arm. Pressure from the tourniquet helps fill veins below the tourniquet, making it easier for your provider to see or feel your veins.



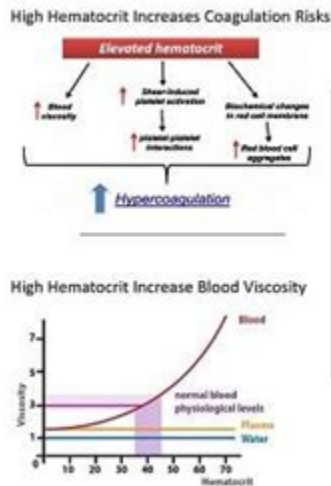
?? ?? CHECK OUT OUR STORE ?? ??

Hematocrit Test: Uses, Procedure, and Results - Healthline

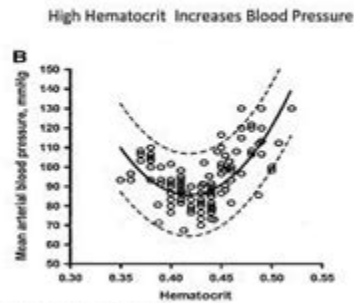


I tried it like 3 times for 2-3 months each time, and it did nothing to my hct. Drinking enough water is not enough for proper hydration. You have to make sure you replenish electrolytes also, otherwise you just piss out the water that you drank. I have seen people recommend Liquid IV for hydration.... 4.

High Hematocrit Caused by TRT: How to Lower It? - Discounted Labs



Why is High Hematocrit Dangerous?

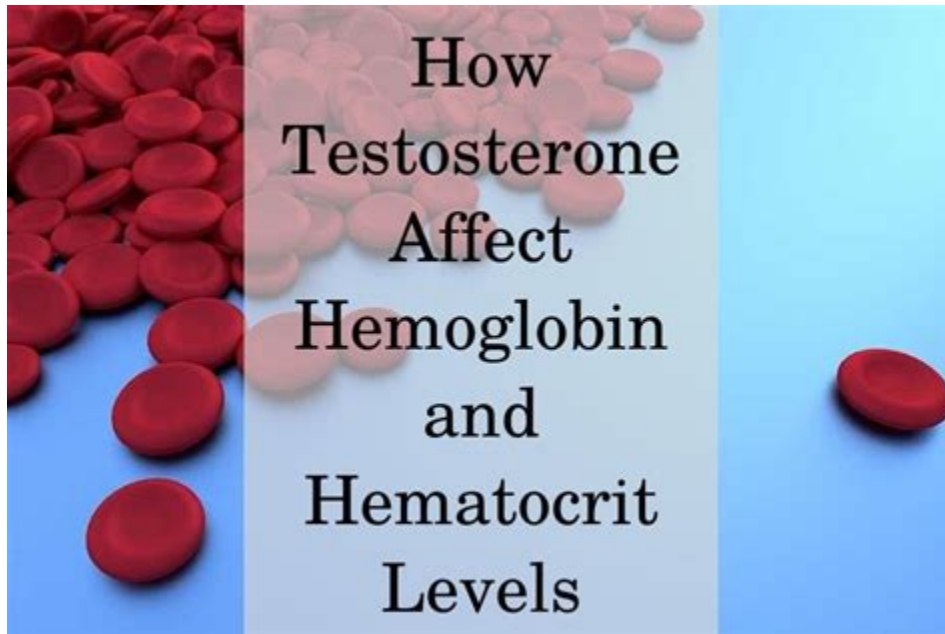


Haematologica. 2010 Feb; 95(2): 182-184.
Chem Eng Science. Volume 64, Issue 22, 16 November 2009, Pages 4
International Journal of Epidemiology 2013;42:602-615
Hypertension. 2012;60:926-943



Hematocrit. This is the percentage of your blood volume made up by red blood cells. Normal levels are generally between 35.5 and 44.9 percent for adult women and 38.3 to 48.6 percent for adult men. These values may change depending on your age. Hemoglobin. Lower than normal hemoglobin levels indicate anemia.

Your best ways to lower Hematocrit? | Excel Male TRT Forum



At the six week mark I took a blood test, the result showed my hematocrit levels at 57. My urologist wrote me an order to have my bloods rechecked, if my levels were still high he was going to decrease my dose to an unknown amount. I had four days to lower my numbers, or else, and I feel too good at 150 to want to lose it.

Polycythemia vera - Diagnosis & treatment - Mayo Clinic

Signs & Symptoms

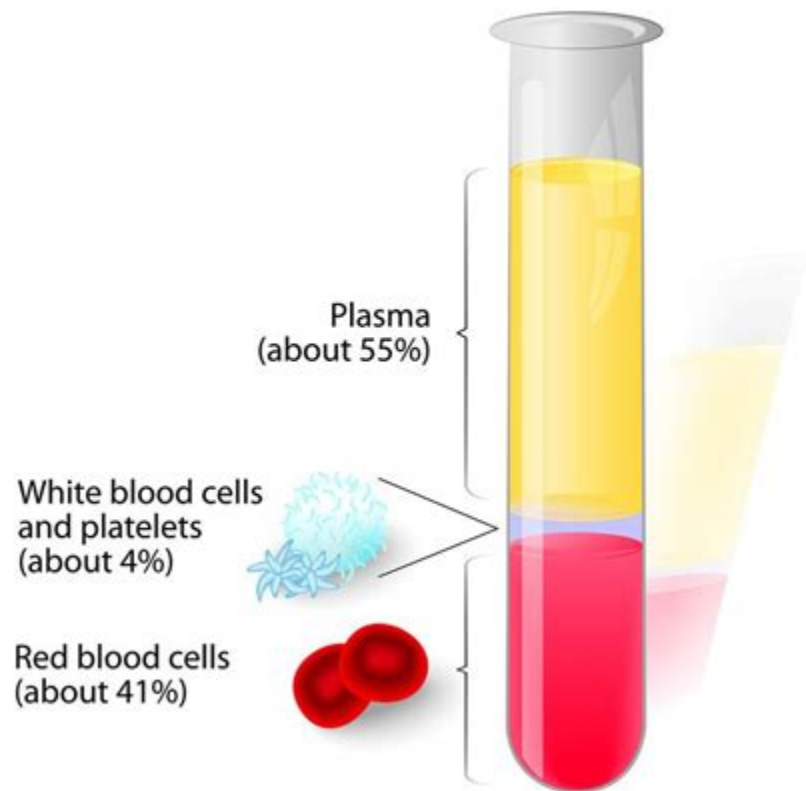
- "vasomotor" symptoms
 - Hyperviscosity: HA, dizziness, tinnitus, blurred vision
 - Thrombosis: transient visual disturbance (amaurosis, ocular migraine), Budd-chiari, erythromelalgia
 - Bleeding: easy bruising, epistaxis, GI bleed
 - Pruritus 2/2 to histamine release from basophils
 - PUD, gout (increased cell turnover)

The slide includes three images: a large, swollen, and discolored hand; a face with a ruddy, flushed appearance; and a pair of hands with a ruddy, flushed appearance.

Medically reviewed by Evguenia Alechine, PhD (Biochemistry), Ognjen Milicevic, MD, PhD | Written

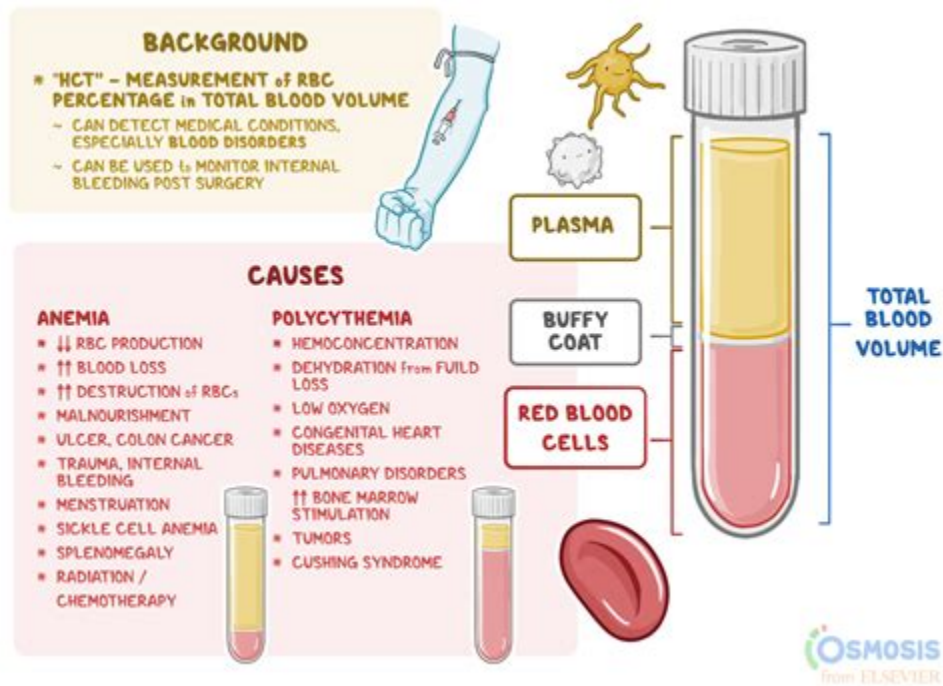
by Joe Cohen, BS | Last updated: December 15, 2022 Hematocrit is the percentage of red blood cell volume compared to your total blood volume. Red blood cells carry oxygen throughout the body to help power biological functions.

Hematocrit: High or Low? All You Need to Know - SelfDecode Labs



Coconut water, unconcentrated juice drinks (like apple and pineapple juices), and sports drinks (like Gatorade or Powerade) are all great options. Remember that drinking 8 to 12 glasses every day will do wonders for your body.

Hematocrit Test: What It Is, Levels, High & Low Range - Cleveland Clinic



Summary. Hematocrit is the percentage of red blood cells in a person's blood. A typical hematocrit range in adults is 36-54%. However, age, sex, and health conditions can influence hematocrit .

How To Lower Hematocrit - Dailymedicalhealth



anemia. leukemia. dehydration. dietary deficiencies. If your doctor orders a complete blood count (CBC) test, the hematocrit test is included. Other tests in a CBC are a hemoglobin and .

How to Lower Hematocrit - A Guide by CARE



If you take a hematocrit test and your test results report low hematocrit levels, this means you have a lower percentage of red blood cells than you should. Many things can cause low hematocrit levels, which can indicate an underlying health condition like: Iron-deficiency anemia. Vitamin or mineral deficiencies.

Tips to pass the iron test (hematocrit) - Bloodworks Northwest Blog



Diagnosis. Hemochromatosis can be difficult to diagnose. Early symptoms such as stiff joints and fatigue may be due to conditions other than hemochromatosis. Many people with the disease don't have any symptoms other than high levels of iron in their blood. Hemochromatosis may be identified because of irregular blood test results after testing .

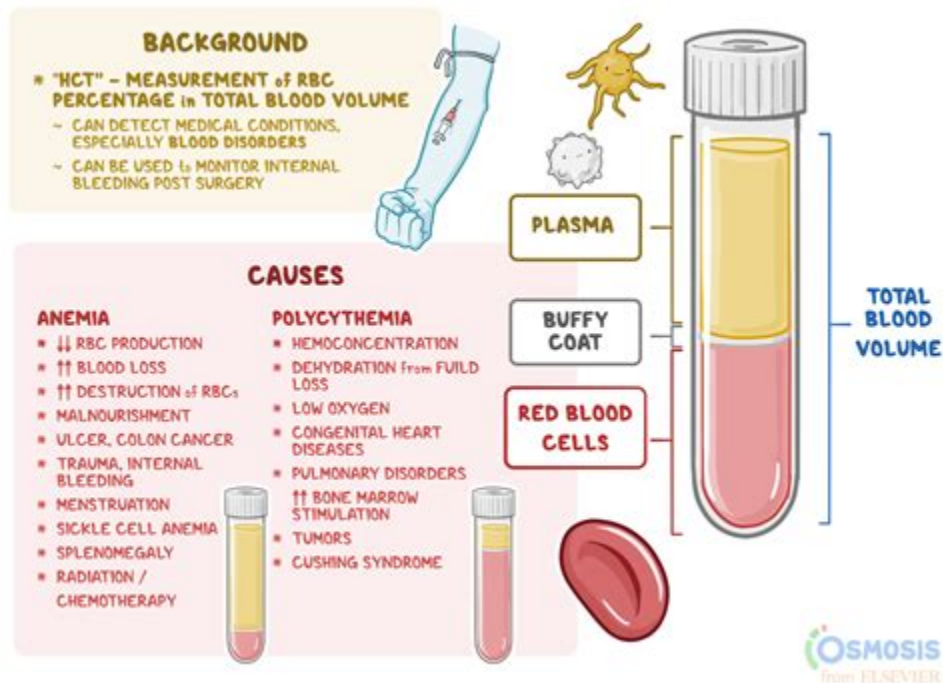
Iron deficiency anemia - Diagnosis & treatment - Mayo Clinic

Differential diagnosis of Microcytic anaemia

	Iron deficiency anemia	Anemia of chronic disease	Thalassaemia	Sideroblastic anemia
MCV	Reduced	Low normal or normal	Low	Low in inherited but normal in acquired
Serum iron	Reduced	Reduced	Normal	Raised
Serum TIBC	Raised	Reduced	Normal	Normal
Serum Ferritin	Reduced	Normal or raised	Normal	Raised
Iron in BM	Absent	Present	Present	Present

What are the quickest ways to lower hematocrit levels? • Discover the quickest ways to lower hematocrit levels in this engaging and informative video. Learn about the dangers of high.

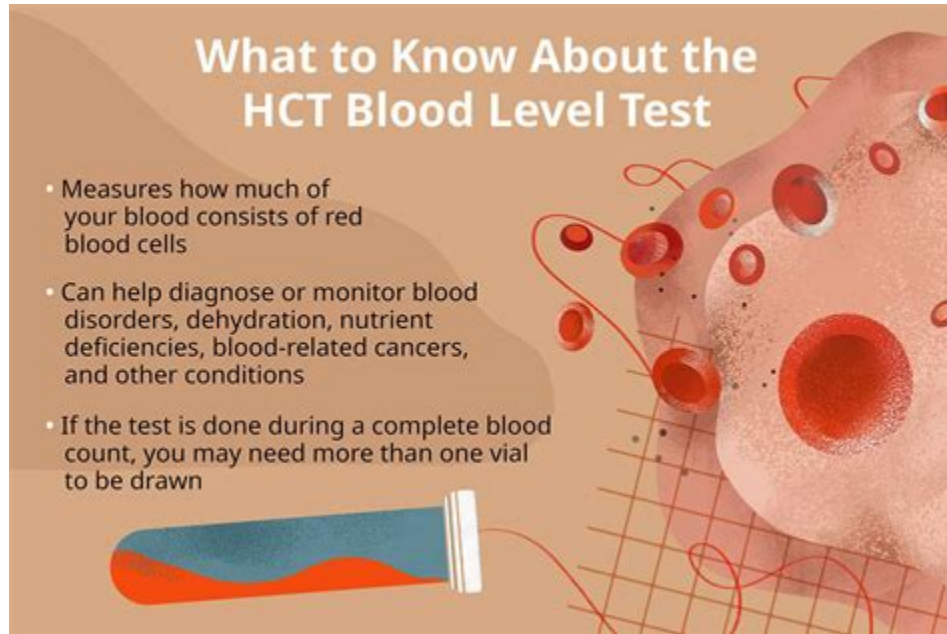
Hematocrit and Hemoglobin - Red Cross Blood



The test is done as part of a complete blood count (CBC). When the hematocrit value is low, the

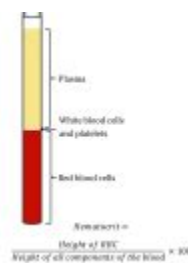
proportion of red blood cells in the blood is lower than usual. This can indicate: The blood has too few healthy red blood cells. This condition is called anemia. That the body does not have enough vitamins or minerals. Recent or long-term blood loss.

Hematocrit levels: What do your hematocrit test results mean? - SingleCare



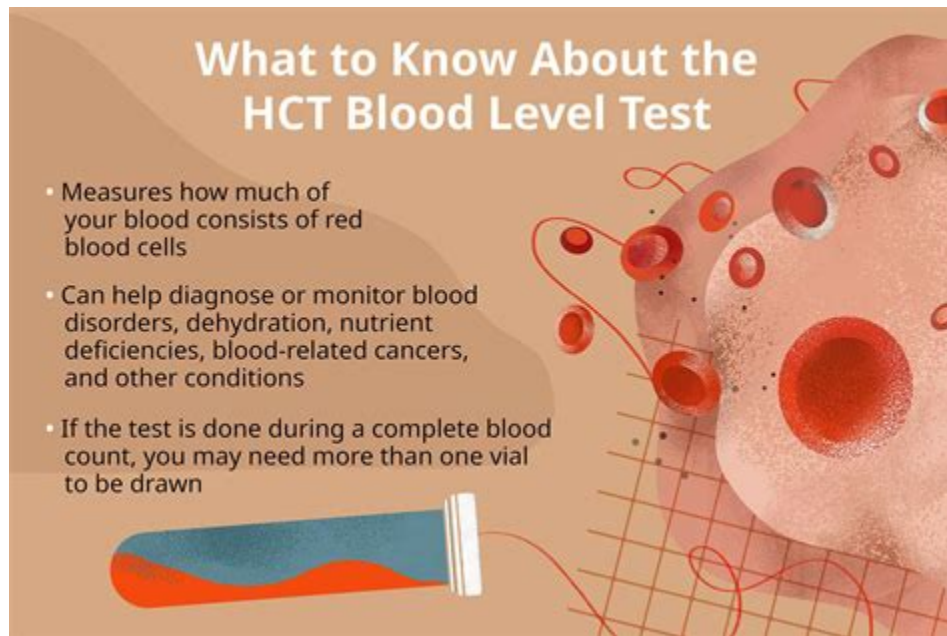
A hematocrit (HCT) test, also known as the packed-cell volume (PCV), measures how much of your blood consists of red blood cells. Red blood cells carry oxygen from your lungs throughout your body. A low HCT could be due to anemia, a vitamin or mineral deficiency, or blood loss. Having too many blood cells could be a sign of dehydration, heart.

Hematocrit - StatPearls - NCBI Bookshelf - National Center for .



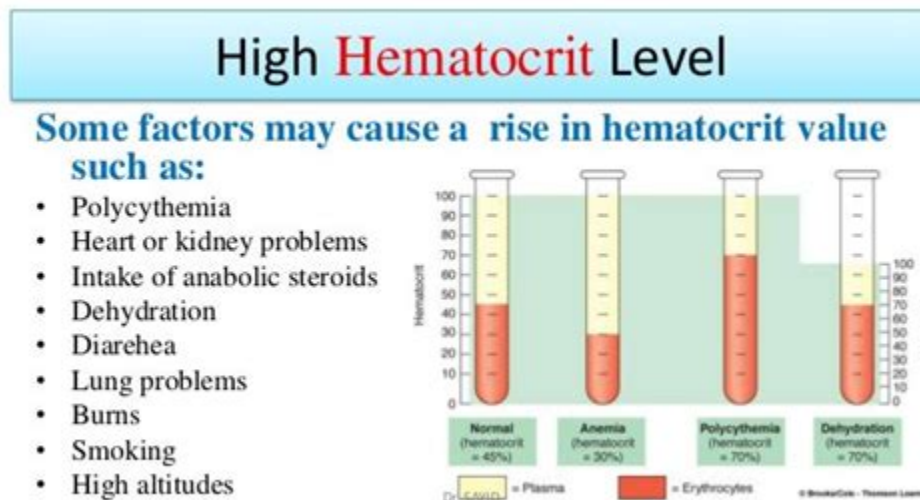
Increase your consumption of iron rich foods, such as red meat and dark leafy greens, starting up to a week prior to donating. You can also talk to your doctor about taking an iron supplement; we do not recommend adding this to your diet without consulting a physician first. A low iron count also doesn't mean that you are anemic.

Hematocrit (HCT) Blood Test: High vs. Low Levels - Verywell Health



1 Use a lower dose of testosterone 2 Switch to subcutaneous injections 3 Consider another mode of TRT 4 Donate blood 5 Hydrate 6 Avoid or reduce red meat consumption 7 Address sleep apnea 8 Take curcumin 9 Use Losartan to treat high blood pressure Vince Super Moderator Apr 14, 2022 #2 I agree with the subq injections.

How I crushed my high hematocrit levels in four days.



Free Consultation How to Lower Hematocrit - A Guide by CARE Most people do not know what hematocrit is or refers to before they are confronted with their latest blood analysis. Did you recently have a blood test done and found out that your hematocrit levels are too high?

Hemochromatosis - Diagnosis and treatment - Mayo Clinic



Treatment Self care Preparing for your appointment Diagnosis Your doctor will take a detailed medical history and perform a physical exam. Blood tests If you have polycythemia vera, blood tests might reveal: More red blood cells than normal and, sometimes, an increase in platelets or white blood cells

Tips to lower Hematocrit? : r/Testosterone - Reddit

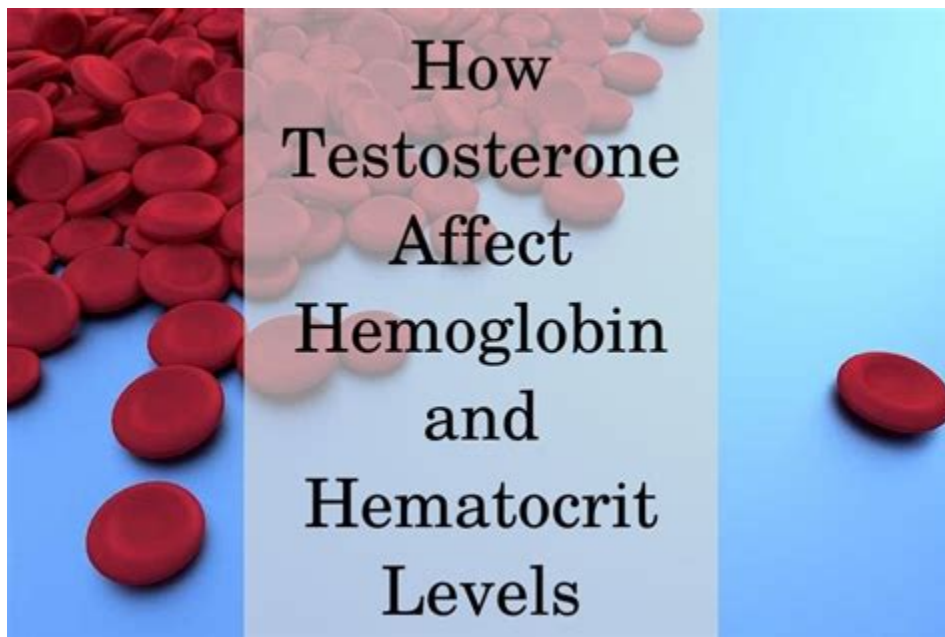
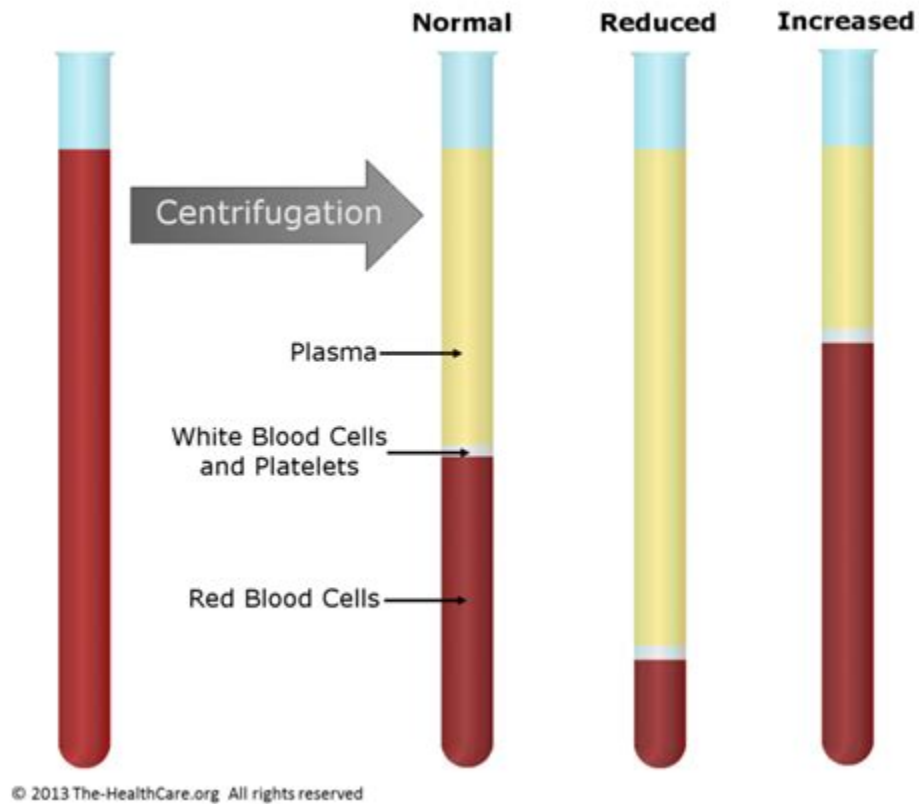


Table of Contents High Hematocrit Caused by Testosterone Replacement Therapy (TRT): How to Lower and Manage it What is Hematocrit? What are the Normal Ranges for Hematocrit? Why does TRT increase Hematocrit? What are the Risks of High Hematocrit? Can Hematocrit Stabilize in Men on TRT? How to Lower High Hematocrit? Get Your Hematocrit Test Now

Hematocrit test: What it is, levels, high and low range



Some natural ways to lower hematocrit levels include reducing iron intake avoiding dehydration and increasing vitamin C intake. What is the relationship between hematocrit levels and iron intake? High iron levels can increase hematocrit levels. What are some ways to reduce iron intake?

FOODS TO BOOST YOUR LOW HEMOGLOBIN LEVEL



IRON-RICH FOODS



VITAMIN C



FOLIC ACID



BETROOTS



BLACKSTRAP MOLASSES

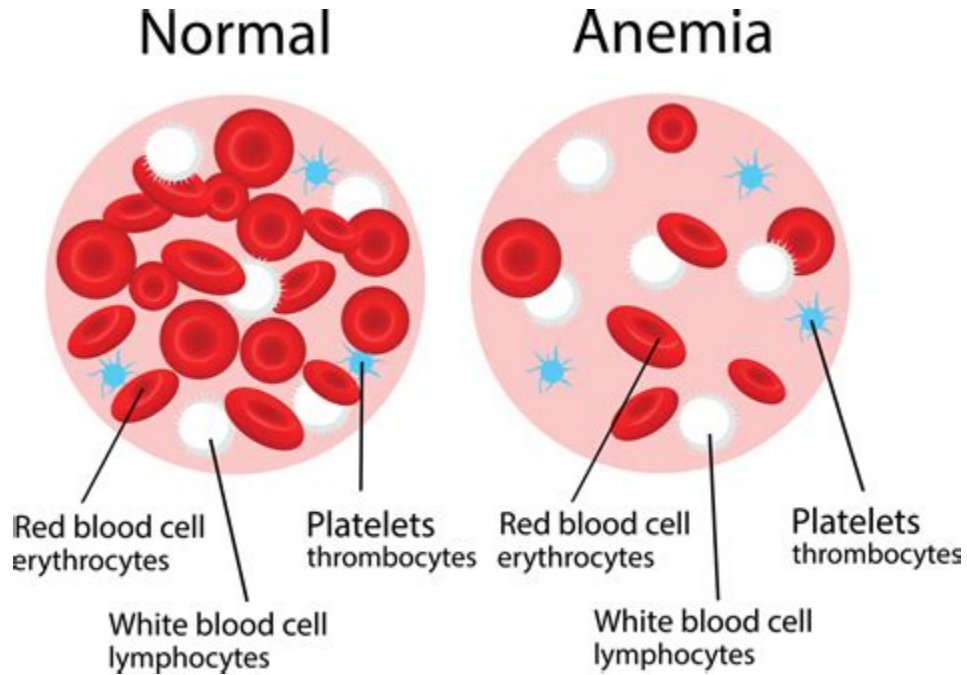


POMEGRANATE

Top10
Home Remedies

To reduce your hematocrit levels, there are natural methods such as increasing your water intake, engaging in regular exercise, and following a healthy diet. Additionally, medical treatments like phlebotomy or medications may also be necessary in some cases.

Anemia - Diagnosis and treatment - Mayo Clinic



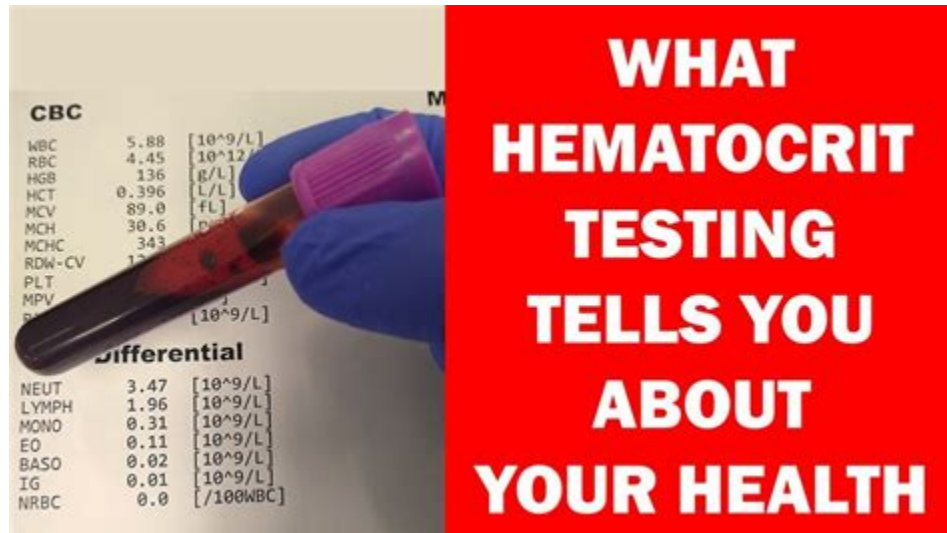
Home Hematocrit What Does Hematocrit Mean? Hematocrit is the percentage by volume of red cells in your blood. Blood is made up of red blood cells, white blood cells and platelets, suspended in plasma. Together, those comprise about 45% of the volume of our blood, but the specific percentages of each can vary. What Is a Hematocrit Level?

How to Lower Hematocrit Levels (with Pictures) - wikiHow



To diagnose anemia, your health care provider is likely to ask you about your medical and family history, do a physical exam, and order blood tests. Tests might include: Complete blood count (CBC). A CBC is used to count the number of blood cells in a sample of blood. For anemia, the test measures the amount of the red blood cells in the blood .

Quick Strategies to Lower Hematocrit Levels - YouTube



The term "hematocrit (HCT)" originated from English "hemato-" and Greek "krites. " HCT measures the volume of packed red blood cells (RBC) relative to whole blood. Hence, it is also known and reported as a packed cell volume (PCV). It is a simple test to identify conditions like anemia or polycythemia and also to monitor response to the treatment. A glass tube and a centrifuge machine .

- https://groups.google.com/g/antdiary/c/_e4a-lojUV4
- <https://publiclab.org/notes/print/45514>
- <https://groups.google.com/g/39lifting92/c/Zb1d8oiGNng>